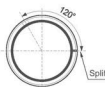
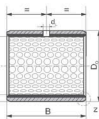


HX Cylindrical Bush, Standard Inch Sizes List



SINOBRONZE



ID and OD chamfers

S ₁	C ₀	C ₁	β	S ₂	C ₀	C ₁	β
0.0505	0.012-0.035	0.004-0.020	30° ±5°	0.0971	0.047-0.095	0.020-0.043	45° ±5°
0.0663	0.016-0.040	0.005-0.030	30° ±5°	0.0978	0.047-0.095	0.020-0.043	45° ±5°
0.0817	0.030-0.063	0.008-0.030	30° ±5°				

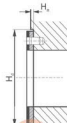
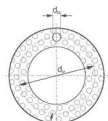
Unit:inch"

D ₁	D ₀	Shaft D ₁	Housing H7 D ₁	ID after fixed D _{1a}	Clearance C ₀	Wall thickness S ₁	Oil hole d ₁	Length ±0.010				
3/8	15/32	0.3648 0.3639	0.4694 0.4687	0.3694 0.3667	0.0055 0.0019	0.0090 0.0500	5/32	06HX06	06HX08	06HX12		
7/16	17/32	0.4273 0.4263	0.5319 0.5312	0.4319 0.4292	0.0056 0.0019			07HX06	07HX12			
1/2	19/32	0.4897 0.4887	0.5944 0.5937	0.4944 0.4917	0.0057 0.0020			08HX06	08HX08	08HX10	08HX14	
9/16	21/32	0.5522 0.5512	0.6569 0.6562	0.5569 0.5542	0.0057 0.0020			09HX06	09HX12			
5/8	23/32	0.6146 0.6136	0.7195 0.7178	0.6195 0.6167	0.0059 0.0021			10HX08	10HX10	10HX12	10HX14	
11/16	25/32	0.6770 0.6760	0.7820 0.7812	0.6820 0.6792	0.0060 0.0022			11HX14				
3/4	7/8	0.7390 0.7378	0.8758 0.8750	0.7444 0.7412	0.0066 0.0022			12HX08	12HX12	12HX16		
7/8	1	0.8639 0.8627	1.0008 1.0000	0.8694 0.8662	0.0067 0.0023			14HX12	14HX14	14HX16		
1	1 1/8	0.9898 0.9876	1.1258 1.1250	0.9944 0.9912	0.0068 0.0024			16HX12	16HX16	16HX24		
1 1/8	1 9/32	1.1138 1.1126	1.2822 1.2812	1.1202 1.1164	0.0076 0.0026			18HX12	18HX16			
1 1/4	1 13/32	1.2387 1.2371	1.4072 1.4062	1.2452 1.2414	0.0081 0.0027			20HX12	20HX16	20HX20	20HX28	
1 3/8	1 17/32	1.3635 1.3619	1.5312 1.5312	1.3702 1.3664	0.0083 0.0029			22HX16	22HX22	22HX28		
1 1/2	1 21/32	1.4884 1.4868	1.6572 1.6562	1.4952 1.4914	0.0084 0.0030	24HX16	24HX20	24HX24				
1 5/8	1 25/32	1.6133 1.6117	1.7822 1.7812	1.6202 1.6164	0.0085 0.0031	26HX16	26HX24		24HX32			
1 3/4	1 15/16	1.7383 1.7367	1.9385 1.9375	1.7461 1.7415	0.0094 0.0032	28HX16	28HX24	28HX28				
1 7/8	2 1/16	1.8632 1.8616	2.0637 2.0625	1.8713 1.8665	0.0097 0.0033	30HX16	30HX30	30HX36	28HX32			
2	2 3/16	1.9881 1.9863	2.1887 2.1875	1.9963 1.9915	0.0100 0.0034	32HX16	32HX24	32HX32				
2 1/4	2 7/16	2.2378 2.2360	2.4387 2.4375	2.2463 2.2415	0.0103 0.0037	36HX32	36HX36	36HX40	32HX40			
2 1/2	2 11/16	2.4875 2.4857	2.6887 2.6875	2.4963 2.4915	0.0106 0.0040	40HX32	40HX40					
2 3/4	2 15/16	2.7351 2.7333	2.9387 2.9375	2.7457 2.7393	0.0124 0.0042	44HX32	44HX40	44HX48				
3	3 3/16	2.9849 2.9831	3.1889 3.1875	2.9959 2.9893	0.0128 0.0044	48HX32	48HX48	48HX60				
3 1/2	3 11/16	3.4844 3.4822	3.6889 3.6875	3.4959 3.4893	0.0137 0.0049	56HX40	56HX48	56HX60	44HX56			
4	4 3/16	3.9839 3.9817	4.1889 4.1875	3.9959 3.9893	0.0142 0.0054	64HX48	64HX60	64HX76				

HX Thrust Washer, Standard Inch Sizes List



SINO *REG*
BRONZE



Unit:inch³

Specification	Dimension			installation size			
	inner side D _i +0.010	outside D _o -0.010	S _r	d _r -0.010	d _o +0.010	H _r ±0.010	H _t +0.010
06HX	0.500	0.875	0.0660 0.0625	0.692	0.099	0.04	0.875
07HX	0.562	1.000		0.786			1.000
08HX	0.625	1.125		0.880			1.125
09HX	0.687	1.187		0.942			1.187
10HX	0.750	1.250		1.005			1.250
11HX	0.812	1.375		1.099			1.375
12HX	0.875	1.500		1.192	1.500		
13HX	0.937	1.625		1.286	0.130		1.625
14HX	1.000	1.750		1.380	1.750		
16HX	1.125	2.000		1.567	2.000		
18HX	1.250	2.125		1.692	0.161		2.125
20HX	1.375	2.250		1.817	2.250		
22HX	1.500	2.500	2.005	2.500			
24HX	1.625	2.625	2.130	2.625			
26HX	1.750	2.750	2.255	2.750			
28HX	2.000	3.000	2.505	0.192	3.000		
30HX	2.125	3.125	0.0970 0.0935	2.630	0.07	3.125	
32HX	2.250	3.250	2.755	2.755	3.250		