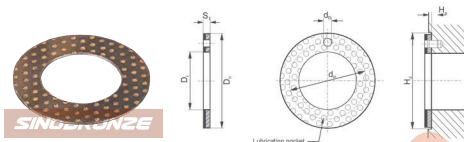


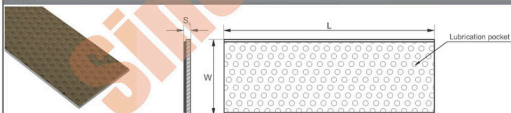
HX Thrust Washer, Standard Metric Sizes List



Unit:mm

Shaft D _s	Designation	Washer dimension				Installation size			
		D ₁ +0.25	D ₂ -0.25	S ₁ -0.05	d ₁ ± 0.125	d ₂ ± 0.1	H ₁ ± 0.2	H ₂ +0.12	
8	WC08HX	10	20	1.5	15	1.5	1	20	
10	WC10HX	12	24		18			24	
12	WC12HX	14	28		20			28	
14	WC14HX	16	30		23	30			
16	WC16HX	18	32		25	32			
18	WC18HX	20	36		28	36			
20	WC20HX	22	38		30	38			
22	WC22HX	24	42		33	42			
24	WC24HX	26	44		35	44			
26	WC26HX	28	48		38	48			
30	WC30HX	32	54	43	54				
36	WC36HX	38	62	50	62				
40	WC40HX	42	66	54	66				
46	WC46HX	48	74	61	74				
50	WC50HX	52	78	65	78				
60	WC60HX	62	90	76	90				

DX Strip / Plate, Standard Metric Sizes List



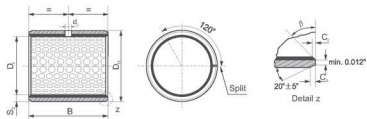
Unit:mm

Type	Length ± 1	Width ± 1	Thickness -0.05
S10150HX	500	150	1.0
S15150HX	500	150	1.5
S20150HX	500	150	2.0
S25150HX	500	150	2.5

HX Cylindrical Bush, Standard Inch Sizes List



SINOBRONZE



ID and OD chamfers

S ₁	C ₀	C ₁	β	S ₂	C ₀	C ₁	β
0.0505	0.012-0.035	0.004-0.020	30° ±5°	0.0971	0.047-0.095	0.020-0.043	45° ±5°
0.0663	0.016-0.040	0.005-0.030	30° ±5°	0.0978	0.047-0.095	0.020-0.043	45° ±5°
0.0817	0.030-0.063	0.008-0.030	30° ±5°				

Unit:inch"

D ₁	D ₀	Shaft D _s	Housing H7 D _h	ID after fixed D _{1a}	Clearance C ₀	Wall thickness S ₁	Oil hole d ₁	Length ±0.010				
3/8	15/32	0.3648 0.3639	0.4694 0.4687	0.3694 0.3667	0.0055 0.0019	0.0090 0.0500	5/32	06HX06	06HX08	06HX12		
7/16	17/32	0.4273 0.4263	0.5319 0.5312	0.4319 0.4292	0.0056 0.0019			07HX06	07HX12			
1/2	19/32	0.4897 0.4887	0.5944 0.5937	0.4944 0.4917	0.0057 0.0020			08HX06	08HX08	08HX10	08HX14	
9/16	21/32	0.5522 0.5512	0.6569 0.6562	0.5569 0.5542	0.0057 0.0020			09HX06	09HX12			
5/8	23/32	0.6146 0.6136	0.7195 0.7178	0.6195 0.6167	0.0059 0.0021			10HX08	10HX10	10HX12	10HX14	
11/16	25/32	0.6770 0.6760	0.7820 0.7812	0.6820 0.6792	0.0060 0.0022			11HX14				
3/4	7/8	0.7390 0.7378	0.8758 0.8750	0.7444 0.7412	0.0066 0.0022			12HX08	12HX12	12HX16		
7/8	1	0.8639 0.8627	1.0008 1.0000	0.8694 0.8662	0.0067 0.0023			14HX12	14HX14	14HX16		
1	1 1/8	0.9898 0.9876	1.1258 1.1250	0.9944 0.9912	0.0068 0.0024			16HX12	16HX16	16HX24		
1 1/8	1 9/32	1.1138 1.1126	1.2822 1.2812	1.1202 1.1164	0.0076 0.0026			18HX12	18HX16			
1 1/4	1 13/32	1.2387 1.2371	1.4072 1.4062	1.2452 1.2414	0.0081 0.0027			20HX12	20HX16	20HX20	20HX28	
1 3/8	1 17/32	1.3635 1.3619	1.5312 1.5312	1.3702 1.3664	0.0083 0.0029			22HX16	22HX22	22HX28		
1 1/2	1 21/32	1.4884 1.4868	1.6572 1.6562	1.4952 1.4914	0.0084 0.0030	24HX16	24HX20	24HX24				
1 5/8	1 25/32	1.6133 1.6117	1.7822 1.7812	1.6202 1.6164	0.0085 0.0031	26HX16	26HX24		24HX32			
1 3/4	1 15/16	1.7383 1.7367	1.9385 1.9375	1.7461 1.7415	0.0094 0.0032	28HX16	28HX24	28HX28				
1 7/8	2 1/16	1.8632 1.8616	2.0637 2.0625	1.8713 1.8665	0.0097 0.0033	30HX16	30HX30	30HX36	28HX32			
2	2 3/16	1.9881 1.9863	2.1887 2.1875	1.9963 1.9915	0.0100 0.0034	32HX16	32HX24	32HX32				
2 1/4	2 7/16	2.2378 2.2360	2.4387 2.4375	2.2463 2.2415	0.0103 0.0037	36HX32	36HX36	36HX40	32HX40			
2 1/2	2 11/16	2.4875 2.4857	2.6887 2.6875	2.4963 2.4915	0.0106 0.0040	40HX32	40HX40					
2 3/4	2 15/16	2.7351 2.7333	2.9387 2.9375	2.7457 2.7393	0.0124 0.0042	44HX32	44HX40	44HX48				
3	3 3/16	2.9849 2.9831	3.1889 3.1875	2.9959 2.9893	0.0128 0.0044	48HX32	48HX48	48HX60				
3 1/2	3 11/16	3.4844 3.4822	3.6889 3.6875	3.4959 3.4893	0.0137 0.0049	56HX40	56HX48	56HX60	44HX56			
4	4 3/16	3.9839 3.9817	4.1889 4.1875	3.9959 3.9893	0.0142 0.0054	64HX48	64HX60	64HX76				